

The Galleria

THE ULTIMATE EXPRESSION



PAGES 6-19
COLOURWAYS Pages 54-55



PAGES 20-23
COLOURWAYS Page 56



PAGES 24-27
COLOURWAYS Page 57



PAGES 28-29
COLOURWAYS Page 58



PAGES 30-31
COLOURWAYS Page 59




PAGES 34-37
COLOURWAYS Page 60



PAGES 38-43
COLOURWAYS Page 61



PAGES 44-45
COLOURWAYS Page 62



PAGES 46-47
COLOURWAYS Page 63



PAGES 48-49
COLOURWAYS Page 64



PAGES 50-51
COLOURWAYS Page 65



PAGES 52-53
COLOURWAYS Page 66



PAGE 76
COLOURWAYS Page 81



PAGE 78
COLOURWAYS Page 82



PAGE 74
COLOURWAYS Page 80



PAGE 75
COLOURWAYS Page 80



PAGE 77
COLOURWAYS Page 81



PAGE 79
COLOURWAYS Page 82

PLASPAVE PERMI.8 Permeable Block Paving

IF YOU ASPIRE TO ENHANCE YOUR PROPERTY WITH HARD LANDSCAPING THAT IS AS ATTRACTIVE AS IT IS EFFECTIVE, LET **PLASPAVE DRIVEWAYS, PATIOS AND PATHS** INSPIRE YOU. THE EXCITING **PLASPAVE RANGE OF BLOCK PAVING** EMBRACES BOTH **TRADITIONAL & PERMEABLE** OPTIONS IN A HOST OF COLOURS AND TEXTURES TO COMPLEMENT EVERY ENVIRONMENT.



Welcome to the Plaspave range of Conventional and Permeable Block Paving



Offering a **RICH COLOUR** palette, **INNOVATIVE** textures and **IMAGINATIVE** designs, the **PLASPAVE RANGE** of **BLOCK PAVING** is your **PATHWAY** to providing a touch of **DISTINCTIVE ELEGANCE** to the exterior of your home. With the **REASSURANCE** that our entire range is also **PRACTICAL** and **DURABLE**, our **PERMEABLE** range will also **SATISFY** current **ENVIRONMENTAL** legislation where a more **SUSTAINABLE** drainage system is required.

That reassurance is reinforced by our **10 Year Product Guarantee**, an important benefit of Plaspave products reflecting our confidence in the exacting performance specifications of our manufacturing processes and the resultant high quality of the finished products. Our **10 Year Product Guarantee** is your peace of mind, and is fully explained on the Plaspave website. www.plaspave.co.uk



PLASPAVE – the easy choice for your hard landscaping projects



The **Plaspave Galleria** section of the **Plaspave** website brings a new dimension to the concept of landscape artistry. You may have an idea of how your property can be improved with a new drive, path, patio or terrace, and **The Plaspave Galleria** presents the innovative range of functional and aesthetic **Plaspave** products in actual use at genuine locations. Hundreds of images of properties already benefiting from **Plaspave Block Paving** are showcased to give you a clear picture of how your project could look.



UNLOCK YOUR CREATIVITY AND FREE YOUR IMAGINATION WITH THE GALLERIA.

HOW WILL IT LOOK? A PICTURE PAINTS A THOUSAND WORDS

IT WILL DEMONSTRATE HOW YOUR ASPIRATIONS CAN BE TURNED INTO CONCRETE REALITY THROUGH PRACTICAL, SENSITIVE LANDSCAPING AND EXPERT LAYING OF OUR HIGH QUALITY PLASPAVE PRODUCTS, WHETHER TRADITIONAL OR PERMEABLE.

TURNING YOUR IDEAS INTO

Hard Landscaping Reality



The Perfect Balance

BETWEEN **STYLE** AND **SUBSTANCE**

Plaspave Cobblestones & Setts

GRANITE STONE

Individuality

The largest stone-effect setts in the Plaspave range, **SORRENTO** can be specified in eight distinctive colours, with three sizes of quarry fettle, tumbled setts in every pack to help achieve that individual look you desire.

8



SARSEN STONE



GRANITE STONE

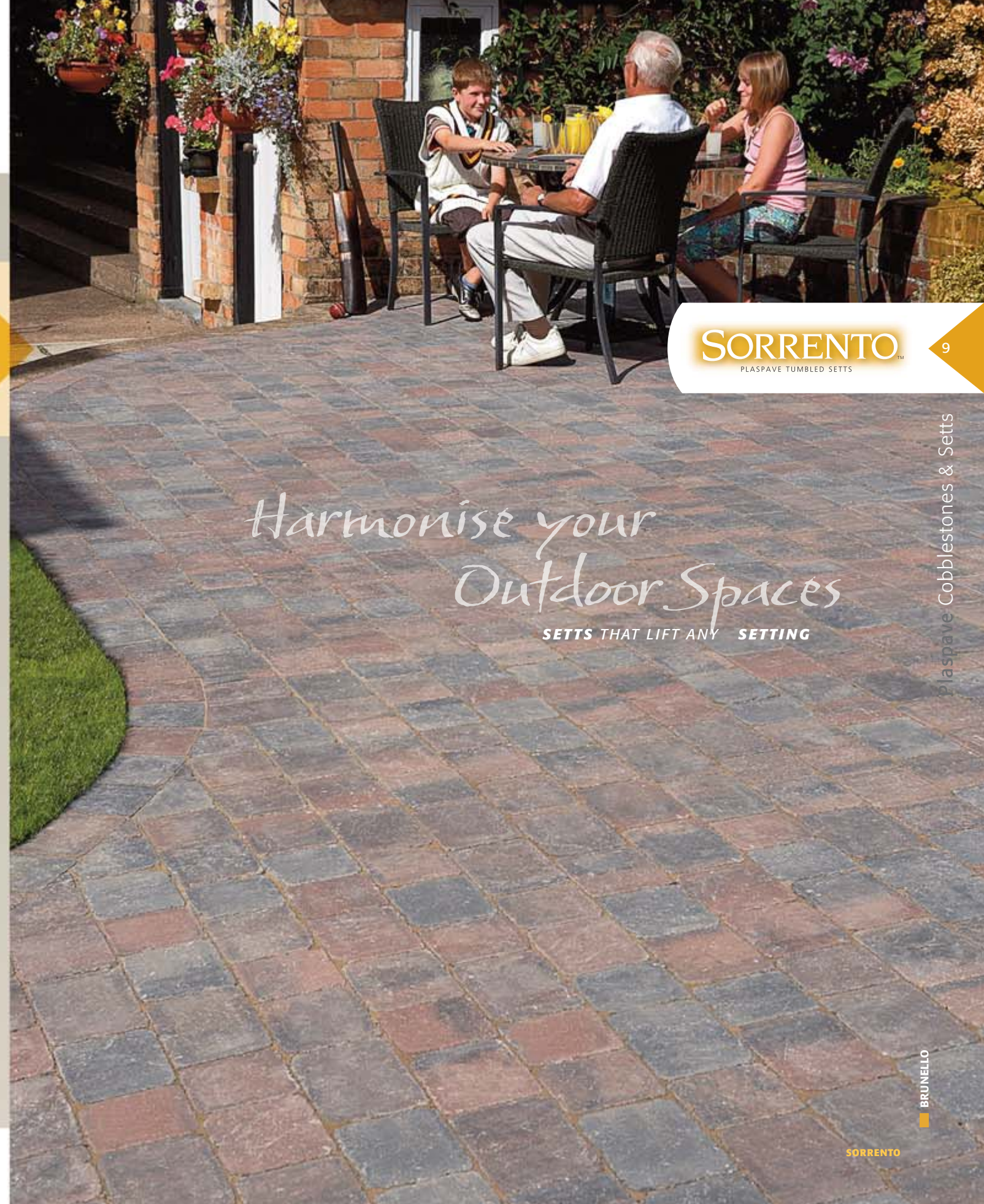


PEAKSTONE



CARRARA STONE

FOR TECHNICAL GUIDE, COLOURS AND PATTERNS see pages 54-55



SORRENTO
PLASPAVE TUMBLED SETTS

9

Harmonise your
Outdoor Spaces
SETTS THAT LIFT ANY SETTING

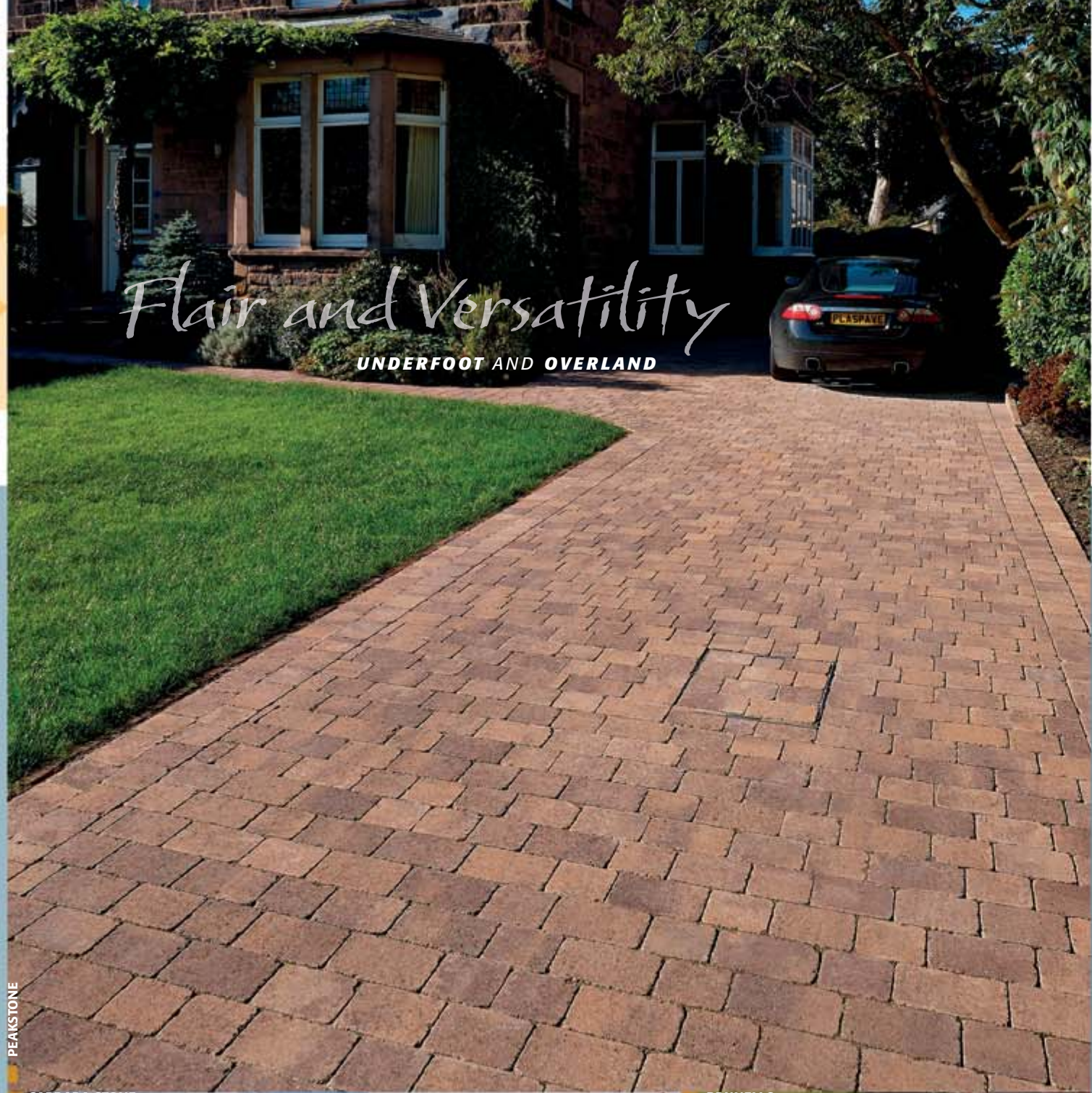
Plaspave Cobblestones & Setts

BRUNELLO

Landscaping Artistry

BRINGING NEW PERSPECTIVES TO **HIGH PERFORMANCE PAVING**

SORRENTO
PLASPAVE TUMBLED SETTS



Flair and Versatility

UNDERFOOT AND OVERLAND

PEAKSTONE



CARRARA STONE

GRANITE STONE



BRUNELLO



RUSTIC GOLD

SORRENTO
PLASPAVE TUMBLED SETTS



CARRARA STONE

SORRENTO tumbled setts are designed to help you create highly distinctive, customised stone-effect landscaping. The colour and size options make laying both fast and random while lending subtlety and style to driveways, paths and patios. If character and individuality are what you are seeking, **SORRENTO** offers them in abundance making them firm favourites for any project.

FOR TECHNICAL GUIDE,
COLOURS AND PATTERNS
see pages 54-55



SORRENTO
PLASPAVE TUMBLED SETTS

15

IMAGINATIVE, INDIVIDUALISED SURFACES CREATING

Relaxed Elegance

Plaspave Cobblestones & Setts

CARRARA STONE

SORRENTO



GRANITE STONE



PEAKSTONE



GRANITE STONE



SORRENTO
PLASPAVE TUMBLED SETTS

17

Plaspave Cobblestones & Setts

A special order, **SORRENTO ARISSA** blends **SORRENTO GRANITE STONE** with **SORRENTO CARRARA STONE** to achieve something novel: the aesthetically stunning effect of contrasting yet complementary colourways.

CONTRASTING COLOURWAYS FOR

A Dramatic Approach

Dramatic

If you are seeking something uniquely individual that makes a dramatic statement about your property, **SORRENTO ARISSA** is the ideal choice. Supplied as separate packs or ready-blended packs for fast laying, **SORRENTO ARISSA** helps expand your design horizons through imaginative mix-and-match.




ARISSA



ARISSA

BLENDING **SORRENTO** GRANITE STONE WITH **SORRENTO** CARRARA STONE PRODUCES THE **SORRENTO ARISSA** - IN WHICH CONTRASTING BUT COMPLEMENTARY COLOURS PROVIDE THE IDEAL OPTION FOR A STATEMENT ABOUT YOUR HOME THAT IS DRAMATIC AS WELL AS AESTHETIC.

FOR TECHNICAL GUIDE, COLOURS AND PATTERNS see pages 54-55



SORRENTO
PLASPAVE TUMBLED SETTS

19

Uniquely Individual

A DRAMATIC **FUSION OF COLOUR** AND APPEARANCE

Plaspave Cobblestones & Setts

Intuitive

COMO cobble setts let you release your inner artist. Produced specifically as small-sized setts, COMO is the perfect product for expressing more complex design ideas.

The small size of the **COMO** cobble setts means they are flexible enough to be combined with other Plaspave paving blocks and hard landscaping materials when the aim is to achieve intricate, innovative and imaginative shapes and patterns.



BUFF



RUSTIC GOLD

Fabulous Flexibility

OFFERING THE ARTISTIC LICENCE TO **EXPRESS YOURSELF**





BUFF CIRCLE



GRANITE STONE



RUSTIC GOLD



BUFF



GRANITE STONE

FOR TECHNICAL GUIDE, COLOURS AND PATTERNS see page 56

COMO
PLASPAVE COBBLESTONES

23

Plaspave Cobblestones & Setts

WHEN YOUR IMAGINATION KNOWS

No Boundaries

RUSTIC GOLD

COMO

Vibrant Tones

FOR **ENCHANTING** ENTRANCES



Timeless Appeal

The earthy colours of **AMALFI** stone-effect megasetts create intriguing options for sweeping driveways to arrive by and inviting patios to step out onto. There is a warm and welcoming aspect to those rich tones, which combined with quarry-fetted edges give **AMALFI** paving a timeless appeal.


26



PEAKSTONE



CARRARA STONE



SARSEN STONE



PEAKSTONE

27

amalfi
PLASPAVE MEGASETT

Distinctive, attractive and effective, **AMALFI** is a versatile solution for many landscaping projects. With Carrara Stone, Peakstone, Sarsen Stone and Granite Stone to choose from, **AMALFI** offers enough possibilities to satisfy most tastes and pattern requirements.

Tastefully warm and welcoming
GIVING YOUR HOME A **REASSURING AMBIANCE**

Plaspave Cobblestones & Setts

CARRARA STONE

Randomly Original

Complementing the ever popular Sorrento Tumbled Setts, the newly-designed GINESTRO range of Weathered Setts adds a new dimension to the Plaspave collection.



NIDSTONE



Available in four stunning stone-effect colours, **GINESTRO QUAD** is an economical choice, being light and easy to lay. This 50mm weathered sett is ideal for smaller driveways, patios and pathways, and its timeless appearance blends sympathetically with all surroundings.



NIDSTONE

FOR TECHNICAL GUIDE, COLOURS AND PATTERNS see page 58



GRANITE STONE

INSPIRATIONAL OPPORTUNITIES

Create your own Special Space



Charmingly Characterful

Specially made to look attractively weathered from the moment it's laid, **GINESTRO TINI** offers the charm and character to harmonise with both new gardens and more established settings.

The entrancing colourways, compact size and lightness of **GINESTRO TINI** make it the perfect choice for smaller areas of hard landscaping - and it also creates exceptional edging when laid with Ginstro Quad around patios and drives. Its distinctive tumbled texture and subtle colourways deliver outstanding aesthetics to any property.

30



NIDDSTONE



PEAKSTONE



NIDDSTONE



NIDDSTONE



NIDDSTONE

FOR TECHNICAL GUIDE, COLOURS AND PATTERNS see page 59



Entrancing Colour

WITH **WEATHERED** GOOD LOOKS



GINESTRO TINI

PLASPAVE WEATHERED SETTS

31

Plaspave Cobblestones & Setts

NIDDSTONE

When laid together, the smaller element sizes of *GINESTRO QUAD* and *GINESTRO TINI* Setts open up new opportunities for creative patterning.



BURNT UMBER



NIDDSTONE



PEAKSTONE



PEAKSTONE



PEAKSTONE



NIDDSTONE

The impressive range of subtle, weathered shades available offer new possibilities to design a driveway, patio or pathway that makes a real statement about your originality and style. **GINESTRO QUAD 'n' TINI** can also be combined with **COMO** to create striking visual motifs that allow you to personalise your property with flair, charm and functionality.

LAI D TOGETHER, TWO NEWCOMERS EQUAL

One Winning Combination



MUTED, **MODERN** AND **MAJESTIC** FOR

Subtle Sophistication

For a contemporary take on traditional hard landscaping, **Modena 60** brings sharp, clean lines to any outdoor area, enabling precise geometry in patterning and providing a smooth surface that is gentle on your vehicle's tyres.

Smooth & Functional

36



PEAKSTONE



GRANITE STONE



PEAKSTONE



PEAKSTONE



GRANITE STONE

FOR TECHNICAL GUIDE, COLOURS AND PATTERNS see page 60

The larger elemental size that allows faster laying - and the mini-chamfered edges of the 60mm deep blocks that ensure smoother-running surfaces - make **MODENA 60** a modern, functional solution, while the marbling effects possible with any of the three colours available ensure that, aesthetically, this product remains a style classic.

Classical Elegance, Modern Lines

SOPHISTICATED AND CHIC

modenaTM
60
PLASPAVE CONTEMPORARY SETTS

37

Plaspave Cobblestones & Setts

PEAKSTONE




CRISP EDGES, CHIC FINISH,
Contemporary Styling

Performance

New to the Plaspave MODENA range is **MODENA 50**, available in 50mm thickness and in a choice of five colours. Three of these colours differ from the MODENA 60 palette – Charcoal, Brindle and Pewter – allowing landscaping designs that harmonise

or contrast with the built environment. Laid together, Charcoal and Pewter can create striking geometric patterns. Like MODENA 60, the mini-chamfered edges of MODENA 50 ensure a smooth sleek finish for a modern look and feel.

40



■ GRANITE STONE

■ PEAKSTONE



■ SARSEN STONE



■ PEAKSTONE



FOR TECHNICAL GUIDE, COLOURS AND PATTERNS see page 61

modenaTM
PLASPAVE CONTEMPORARY SETTS
50

41

Plaspave Cobblestones & Setts

Geometric Progression

INTELLIGENTLY ENGINEERED

■ GRANITE STONE

*Inspirational
opportunities*
TO CREATE SPECIAL SPACES

modenaTM
PLASPAVE CONTEMPORARY SETTS
50

43

Plaspave Cobblestones & Setts

GRANITE STONE

Beautifully weathered

PALERMO block paving offers a creative, characterful option for any outdoor area. A key feature of **PALERMO** is its large element, riven, stone-like surface which, allied to a choice of three subtle colours, contributes to a distinctive weathered look that means freshly laid paving blends in immediately and harmoniously with its surroundings.



TRADITIONAL BRINDLE

PALERMO modular setts are available in two sizes, each packed separately to facilitate rapid laying rates. This can not only economise on project costs but also open up artistic design possibilities, with two-size or single size random patterning and unique detailing to create your paved areas of character and flair.



TRADITIONAL BRINDLE
AND GRANITE STONE

FOR TECHNICAL GUIDE, COLOURS AND PATTERNS
see page 62



Riven with Flair

FOR **TRANSFORMING** LARGER DRIVEWAYS

Design Flexibility

With a riven surface and available in subtle brindle colours such as Rustic Gold and Burnt Bracken, **MONOPOLI** SoloSetts offer great potential for flexible laying patterns that can achieve strikingly distinctive, individualistic designs to lift any driveway or garden area.

46



BURNT BRACKEN



RUSTIC GOLD



BURNT BRACKEN



BURNT BRACKEN


RUSTIC GOLD

RUSTIC GOLD

As a single piece, stone-effect cobble sett, **MONOPOLI** is perfectly suited to fast, easy laying – so as well as creating colourful and harmonious paving it is also a cost-effective option when you want to express your individuality.

FOR TECHNICAL GUIDE, COLOURS AND PATTERNS see page 63

47



Plaspave Cobbletones & Setts

The Individual Approach
TO SMART LANDSCAPING

BURNT BRACKEN

*When the requirement is to pave longer, wider drives, substantial patios and terraces or other extensive areas, **Premia 60** is the wise choice, with blocks that are larger than classic rectangular block paving. The bigger format provides the added strength, stability and easy interlocking recommended for more expansive landscaping projects, with fewer blocks needed to pave any given area.*



GRANITE STONE



TRADITIONAL BRINDLE



RUSTIC GOLD



GRANITE STONE



TRADITIONAL BRINDLE & GRANITE STONE

In addition to their high aesthetic appeal, with three colourways available to provide harmony or contrast, low maintenance is a further benefit of **PREMIA 60** blocks, which feature a mini-chamfer for a smooth surface.

FOR TECHNICAL GUIDE, COLOURS AND PATTERNS see page 64



Premia 60
SMOOTH WIDER PLASPAVE

SMOOTH EXPANSIVE PAVING FOR
Making a Big Impression

Plaspave Rectangular Block Paving

GRANITE STONE

Value & Versatility

For projects where the load-bearing requirement is lighter, stylish **PLASPAVE 50** rectangular block paving delivers cost savings without compromising visual appeal or versatility. This product is easy on the eye, easy on the pocket and easy to lay in a variety of patterns.



TRADITIONAL BRINDLE



RUSTIC GOLD

Available in an array of five different colours, **PLASPAVE 50** is an attractive, light load-bearing block ideal for giving tired driveways, patios or paths a welcome facelift at an affordable price. It's an economical choice that exudes character and class.



BUFF

FOR TECHNICAL GUIDE, COLOURS AND PATTERNS see page 65



Affordably Stylish

GOOD LOOKS, GREAT ECONOMY



Durability

Perfect for hard landscaping projects of any size, **PLASPAVE SIXTY** is a designer's dream. Combining renowned durability with dimensional accuracy, and available in a wide range of colours, **PLASPAVE SIXTY** offers the design flexibility that ensures harmonisation with almost any architectural style or garden landscape.

52



RUSTIC GOLD


TRADITIONAL BRINDLE & CHARCOAL

PLASPAVE SIXTY is the classic paver that is quickly and easily laid, and it is available in a comprehensive range of colours designed to blend in and harmonise with any architectural style or garden landscape.

FOR TECHNICAL GUIDE, COLOURS AND PATTERNS
see page 65



GREAT DIMENSIONS FOR
Grand Designs



53

Plaspace Rectangular Block Paving



TRADITIONAL BRINDLE



BUFF



TRADITIONAL BRINDLE



BUFF



Choose from nineteen vibrant and exciting products in the Plaspave range.

Whatever option you choose, you can be sure that Plaspave Products will add

Style and Distinction

to your home and garden

and all are Practical,
Low Maintenance
and Visually Stunning

SPECIAL ORDER COLOURWAYS

For discerning clients seeking that extra touch of distinction for their landscaping project, Plaspave can offer Special Order Colourways. **SORRENTO Brunello**, **Niddstone** and **Arisa**, as well as **MODENA 60 Rustic Gold**, **PLASPAVE 50** and **Plaspave Sixty Granite Stone**, and **AMALFI PERMI.8 Brunello** are special colour products outside of the main Plaspave range which can be supplied to order where you want your driveway or patio to benefit from that extra flourish of individuality.

SORRENTO Tumbled Setts



BRUNELLO



SARSEN STONE



CARRARA STONE

SORRENTO DIMENSIONS

Thickness	60mm
Size	LARGE 240mm x 160mm
	MEDIUM 200mm x 160mm
	SMALL 160mm x 160mm

SORRENTO PACK INFORMATION

Average pack contents	
LARGE units	77
MEDIUM units	77
SMALL units	77
Pack coverage	7.35m ²
Pack weight	1000kg

SORRENTO is a stone-look sett with three sizes included in every pack and it's attractive quarry fettled, tumbled look make it a very popular product. Its large element size and speed of random laying make it a firm favourite for any project.

For a truly unique look, Sorrento Brunello and Niddstone are available by **SPECIAL ORDER**. Arissa, which is a blend of Carrara Stone and Granite Stone, can also be ordered, supplied as separate or ready-blended packs - the ultimate in mix and match.

All LAYING PATTERNS shown are Stretcher Bond.



GRANITE STONE



RUSTIC GOLD



NIDSTONE



PEAKSTONE



ARISSA



see pages 74 & 80



With three sizes in every pack, these small cobblestones have a warm, aged appearance that is ideal for creating individually styled drives, pathways and patios. **COMO** is also perfect for combining with other Plaspave products creating novel detailing and edging contrasts.

All LAYING PATTERNS shown are Stretcher Bond.

COMO DIMENSIONS

Thickness		60mm
Size	LARGE	130mm x 80mm
	MEDIUM	100mm x 80mm
	SMALL	80mm x 80mm

COMO PACK INFORMATION

Pack coverage	7.68m ²
Pack coverage	96 linear metres
Pack weight	1020kg

AMALFI DIMENSIONS

Thickness	60mm
Size	240mm x 160mm

AMALFI PACK INFORMATION

Pack contents	180
Pack coverage	6.91m ²
Pack weight	960kg

This sizeable single piece tumbled sett enables driveways to be constructed in an unusual and distinctive offset herringbone pattern. The quarry fettle edges of **AMALFI** combined with the rich stone effect colourways will create a most impressive approach to any home.

All LAYING PATTERNS shown are Stretcher Bond except Carrara Stone laid in Offset Herringbone.



Using one full pack of **COMO** it is possible to construct two different **CIRCLE DESIGNS** or you can make them larger or smaller to create your ideal circle feature.



GINESTRO QUAD *Weathered Setts*



BURNT UMBER



GRANITE STONE

Designed to complement the popular Sorrento range, **GINESTRO QUAD** Weathered Setts are 164mm square making them light and easy to lay and they are ideal for smaller driveways, patios and pathways. With a choice of four colourways their textured appearance is a highly appealing alternative for any landscaping.

All LAYING PATTERNS shown are Stretcher Bond.

GINESTRO QUAD DIMENSIONS

Thickness	50mm
Size	164mm x 164mm

GINESTRO QUAD PACK INFORMATION

Pack contents	400
Pack coverage	10.75m ²
Pack weight	1209kg

58



PEAKSTONE



NIDDSTONE



the Ultimate in Flexibility

Achieving an instant mature appearance, **GINESTRO QUAD** and **GINESTRO TINI** Weathered Setts are a welcome addition to the Plaspave range.

Combine QUAD'n'TINI together to create

Why not lay them together to provide truly extensive and versatile laying patterns which will offer fantastic scope for achieving unusual patio and paving designs.

GINESTRO QUAD'n'TINI can be laid randomly or in a more formal pattern adding charm and distinction to your home and garden.

GINESTRO TINI *Weathered Setts*



NIDDSTONE



BURNT UMBER

GINESTRO TINI DIMENSIONS

Thickness	50mm
Size	164mm x 123mm

GINESTRO TINI PACK INFORMATION

Pack contents	480
Pack coverage	9.68m ²
Pack weight	1089kg

The charming subtle stone-effect colourways of **GINESTRO TINI** Weathered Setts makes them a great choice for any outdoor space. Their small unit size allows versatile and flexible laying patterns perfect for that individual look.

All LAYING PATTERNS shown are Stretcher Bond except for Burnt Umber and Granite Stone laid in 90° Herringbone.

59



GRANITE STONE



PEAKSTONE



GINESTRO QUAD'n'TINI BURNT UMBER



Ginestro QUAD'n'TINI offers that
Touch of Class to any driveway



PEAKSTONE



GRANITE STONE



BRINDLE



GRANITE STONE

The large elemental size of **MODENA 60** setts highlights the marble brindled effect of the colourways and their sharp clean lines. The smooth mini-chamfered surface make this product the ideal choice for play areas and driveways alike.

All LAYING PATTERNS shown are Stretcher Bond.

MODENA 60 DIMENSIONS

Thickness	60mm
Size	LARGE 240mm x 160mm
	MEDIUM 200mm x 160mm
	SMALL 160mm x 160mm

MODENA 60 PACK INFORMATION

Average pack contents	
LARGE units	80
MEDIUM units	80
SMALL units	80
Pack coverage	7.68m ²
Pack weight	1020kg

MODENA 50 DIMENSIONS

Thickness	50mm
Size	LARGE 240mm x 160mm
	MEDIUM 200mm x 160mm
	SMALL 160mm x 160mm

MODENA 50 PACK INFORMATION

Average pack contents	
LARGE units	95
MEDIUM units	90
SMALL units	95
Pack coverage	8.96m ²
Pack weight	1050kg

Now available in 50mm and in a choice of five colours, **MODENA 50** offers a harmonious match or contrast to any style of home and garden. For those who seek a chic, contemporary finish, Modena 50 makes a modern and impressive statement.

All LAYING PATTERNS shown are Stretcher Bond.



SARSEN STONE



RUSTIC GOLD



CHARCOAL



PEAKSTONE



PEWTER



TRADITIONAL BRINDLE



GRANITE STONE



BURNT BRACKEN



TRADITIONAL BRINDLE

These modular setts have textured edges and aged upper surfaces which are perfect for transforming landscapes large and small. Available in two sizes which are packed separately, **PALERMO** offers design and detailing flexibility and they are the ideal choice to create unique laying patterns with a fashionable weathered look.

All LAYING PATTERNS shown are Stretcher Bond.

PALERMO DIMENSIONS

Thickness	50mm
Size	LARGE 240mm x 164mm
	SMALL 164mm x 164mm

PALERMO PACK INFORMATION

LARGE Units	SMALL Units
Pack contents 210	Pack contents 350
Pack coverage 8.47m ²	Pack coverage 9.41m ²
Pack weight 970kg	Pack weight 1050kg

MONOPOLI DIMENSIONS

Thickness	60mm
Size	240mm x 120mm

MONOPOLI PACK INFORMATION

EASTERN Division	WESTERN Division
Pack contents 198	Pack contents 216
Pack coverage 5.70m ²	Pack coverage 6.22m ²
Pack weight 750kg	Pack weight 820kg

Individually distinctive, **MONOPOLI** has an attractive riven surface and is available in five subtle brindle colours. This single piece 240mm x 120mm stone effect cobble sett offers rapid laying and is a cost effective alternative to classic block paving.

All LAYING PATTERNS shown are Stretcher Bond except for Peakstone laid in 45° Herringbone.



PEAKSTONE



PEAKSTONE



RUSTIC GOLD

ADVISORY LAYING NOTE

When laying **PALERMO** you need to protect the wacker plate with a rubber or neoprene mat to protect the riven surface of the paving. A generous covering of jointing sand will also help protect the surface.



GRANITE STONE





TRADITIONAL BRINDLE



GRANITE STONE



TRADITIONAL BRINDLE



CHARCOAL



RED

PREMIA 60 is considerably larger than the traditional rectangular block paving and can be laid in various eye-catching patterns for a smoothly stylish, colourful option. The larger unit size means that fewer are needed to pave an extensive area.

All LAYING PATTERNS are Stretcher Bond except for Rustic Gold laid in 45° Herringbone.

PREMIA 60 DIMENSIONS

Thickness	60mm
Size	200mm x 125mm

PREMIA 60 PACK INFORMATION

Pack contents	272 units
Pack coverage	6.8m ²
Pack weight	900kg

PLASPAVE DIMENSIONS

Thickness	50mm & 60mm
Size	200mm x 100mm

PLASPAVE PACK INFORMATION

Pack contents	50mm	60mm
	488 units	360 units
Pack coverage	9.76m ²	7.2m ²
Pack weight	1098kg	970kg

Quick and easy to lay, **PLASPAVE 50** and **PLASPAVE SIXTY** rectangular block paving is the ideal choice for drives and patios where classic hard landscaping is required and both offer excellent value for money.


All LAYING PATTERNS are 90° Herringbone except Red and Granite Stone shown laid in Stretcher Bond and Buff laid in Basket Weave.



RUSTIC GOLD



RUSTIC GOLD



BUFF

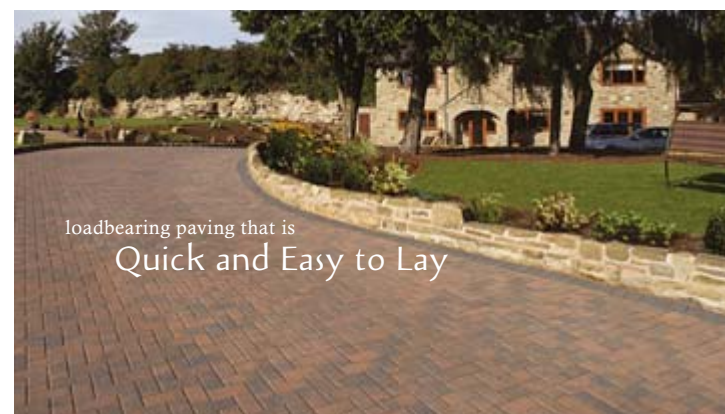


GRANITE STONE

SPECIAL ORDER



strong, stable and ideal for
Larger Landscapes



loadbearing paving that is
Quick and Easy to Lay



PERMEABLE PLASPAVE



see pages 78 & 82

PLASKERB EDGE RESTRAINTS

The Plaskerb range comprises of LARGE and SMALL KERBS, WEATHERED PLASKERBS, a range of special RADIAL PLASKERBS and SUPPLEMENTARY units suitable for a variety of applications - see page 67. Plaskerb units are produced in four colours: Brindle, Charcoal, Red and Buff with the Weathered Kerb available in Granite Stone and Peakstone.



★ ★ COLOUR SPECIFICATION KEY BRINDLE BL • CHARCOAL CL • RED RD • BUFF BF ★ GRANITE STONE GS • PEAKSTONE PS

DIMENSIONS	LARGE KERB	SMALL KERB	WEATHERED KERB		
Size (mm)	200 x 120 x 100	120 x 120 x 100	200 x 160 x 100		
PACK INFORMATION			Laid 200 mm wide	Laid 160 mm wide	Laid 100 mm wide
Linear metres	14.4	21.6 / 25.2*	28.0	22.4	14.0
Pack weight (kg)	720	670 / 782*	1000		

PLASKERB SHOULD BE ORDERED PER LINEAR METRE IN FULL PACKS *WESTERN DIVISION

HIGH BULLNOSE CORNER PIECES



Internal 90°
HGHPK**BNI



External 90°
HGHPK**BNE

HIGH HALF BATTER CORNER PIECES



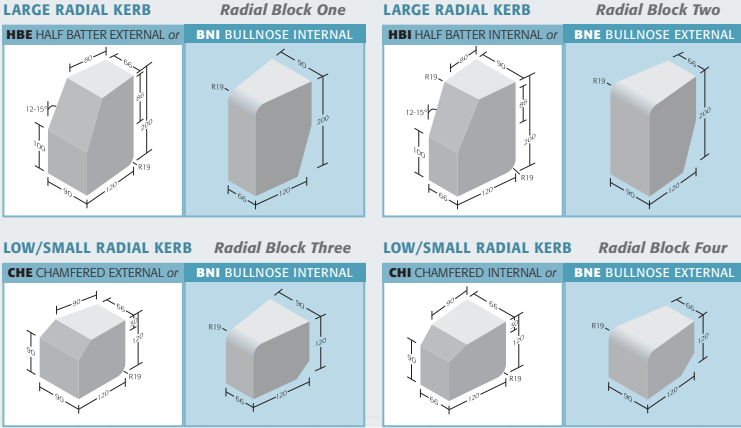
Internal 90°
HGHPK**HBI



External 90°
HGHPK**HBE

PLASKERB RADIAL BLOCKS
HALF BATTER, CHAMFERED AND BULLNOSE

Plaskerb Radial Blocks have been designed to reduce the need for cutting on site. They are available in two sizes, large and small, and have two different profiles on each block. They can be laid one way with a half batter or the other way with a bullnose edge and are designed to complement the existing range of Plaskerbs and Accessories. Available in four colours, Red, Buff, Brindle and Charcoal, they can be used on their own or combined with standard Plaskerbs to create the finishing touches to any drive or patio area.

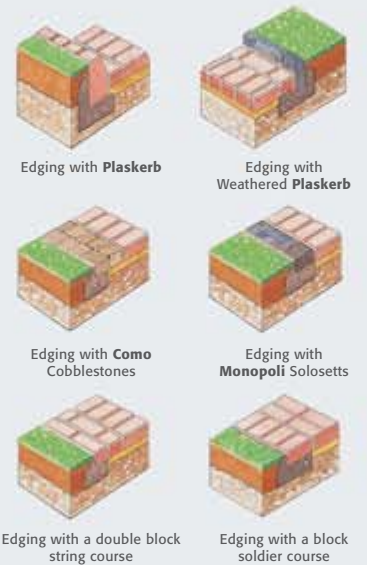


The **PLASKERB** range of **KERBS** and **ACCESSORIES** has been specifically designed to give that distinctive edge to your driveway, path or patio. Edging not only looks good but it is essential to prevent the escape of the laying course material from beneath the paving. Laid along the perimeter of a paved area, **PLASKERB** units also help to support traffic loads. They contain lateral movement and prevent rotation of the blocks under load.

You should discuss the following areas of detail with your paving contractor and these need to be agreed, planned into the design and included in the estimate:-

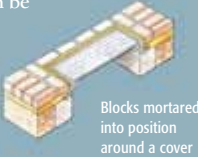
- **KERBS AND OTHER FORMS OF EDGE RESTRAINT**
- **DRAINAGE CHANNELS**
- **MANHOLES**

EDGE RESTRAINTS FOR PATHS AND DRIVEWAYS USING PLASKERB & PLASPAVE BLOCKS

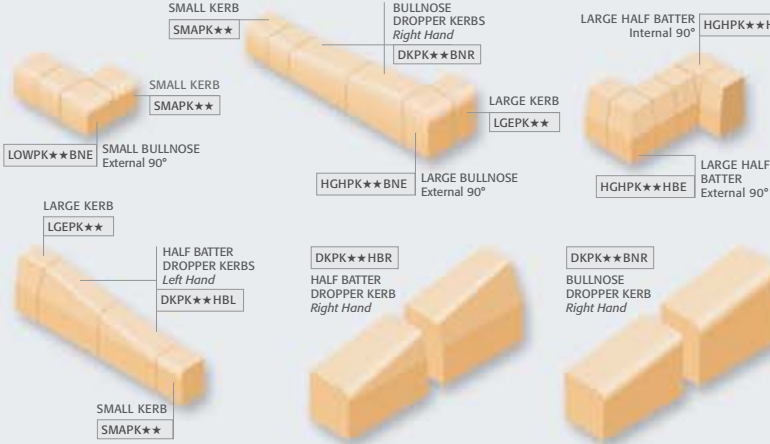


MANHOLES

Plaspave laid in a stretcher or soldier course can be used to make a feature of unsightly ironwork such as manholes. Where the manhole cover has straight sides, blocks can be laid in a stretcher course and butted up against the unit. Alternatively, a recessed manhole cover can be incorporated into the laying pattern as shown here.



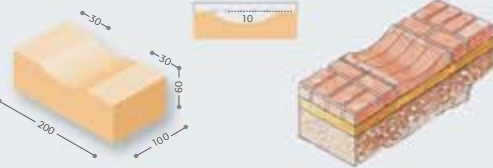
VERSATILE PLASKERB UNITS TO SUIT A RANGE OF APPLICATIONS



★ ★ COLOUR SPECIFICATION KEY BRINDLE BL • CHARCOAL CL • RED RD • BUFF BF • Example - SMAPKCL Small Kerb in Charcoal

PLASKERB CHANNEL BLOCKS

These Channel Blocks are specifically designed to help clear standing water and drainage in most domestic driveway applications.



Conventional concrete block paved areas are impermeable pavements, so a surface water drainage system should be installed. Channels can be constructed using rectangular paving blocks or proprietary drainage channels. Plaskerb Channel Blocks are available in small (3.2 lin.m) or large (33.6 lin.m) packs to suit project size.

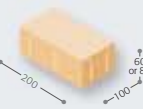
COMO CIRCLE STARTER SETT

This Starter Sett is ideal for use as the centre block of a Como Circle feature.



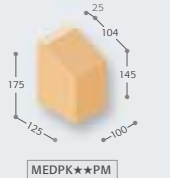
PLASLINE
MINI CHAMFERED PLASPAVE

Plasline is appropriate for all surface areas subject to traffic by vehicles, wheelchairs, pushchairs. The minimal nature of the chamfer virtually eliminates the uncomfortable vibration and bumping associated with full chamfer paving. Maintenance is reduced as moss growth is minimised.



PLASMOBILITYKerb 99

Plasmobility Kerb 99 has been designed in accordance with disabled access guidelines and it is recommended that this kerb is used in conjunction with Plasline.



IMPORTANT READING FOR PAVING CONTRACTORS and DOMESTIC CUSTOMERS

Plaspave
LANDSCAPING PRODUCTS

MEMBERS OF
Interpave
THE PRECAST CONCRETE PAVING
AND KERB ASSOCIATION



FITNESS FOR PURPOSE

All products featured in this brochure are intended for residential /domestic use either as footpaths, patios or driveway/parking areas for cars and light vans. The manufacturer cannot be responsible for the loss of driveway integrity or paver damage resulting from overrun by trade vehicles, large vans, trucks, skips and similar heavy traffic. All Plaspave Concrete Block Paving products are manufactured by companies in the Plasmor Group under Quality Assurance BS EN ISO 9001:2000. Plasmor expects the paving contractors and householder to inspect packs of product prior to laying and in the unlikely event that any pack of product reaches you in an unsatisfactory condition, the Merchant Retailer should be notified immediately.

It is important to identify any defect that is visually apparent prior to laying as the manufacturer cannot be responsible for costs of uplifting and relaying.

All products supplied by Plasmor Limited are subject to standard Plasmor Conditions of Sale which outline the extent of our Manufacturer's liability.

CHOOSING A COLOUR

The colours in this brochure are as accurate as reprographic and four colour printing processes allow. **WHEN FINALLY DECIDING ON COLOURS, IT IS RECOMMENDED THAT CUSTOMERS SEE SAMPLES.** One of the positive benefits of Plaspave is that colours will appear to change very slightly in different levels of light. You will notice a difference between bright sunlight, summer and winter light, wet and dry. It should also be noted that while every effort is made to ensure the consistency of product colour and texture across batches and between factories some slight variation is possible. Please ensure you order all the packs you require so that they can be supplied from the same batch. Paving contractors should follow best laying practice - mixing product on the site from a minimum of three packs.

LAYING ADVICE

Please ensure you order all the packs you require so that they can be supplied from the same batch. Paving contractors should follow best laying practice - mixing product on the site from a minimum of three packs. Products such as Sorrento, Amalfi and Ginestro are rumbled during manufacturing and this process may leave a dusty residue on the surface of some pavers. This will weather in and be removed over time by rainfall - alternatively it could be removed more quickly by the application of a patio cleaner. This unavoidable residue, although it may be considered unsightly, will in no way affect the performance of the paving. Despite being randomly packaged in the pack, it may not be immediately obvious that Sorrento, Amalfi and Ginestro have a top and bottom - it is important to lay all blocks top upwards! The top face has deeper colours and superior texture. The spacer nibs are designed to work correctly only when all product is laid "top upwards". Please take a moment to familiarise yourself with the product and observe the positioning of the vertical spacer nibs.

ERRORS, OMISSIONS AND CHANGES

Every effort has been made to ensure the accuracy of the information provided in this brochure but it is published errors and omissions excepted. No part of the brochure constitutes part of an actual or implied contract. Plasmor's Standard Terms and Conditions apply. Colours, textures, dimensions, weights are subject to manufacturing tolerances and the specification and availability of product ranges and colours may be subject to change without prior notice.



Plaspave's **10 YEAR PRODUCT GUARANTEE** is your **PEACE OF MIND** - full details available on request or visit www.plaspave.co.uk for further information

For further information contact one of the Plasmor Limited regional telephone numbers:

EASTERN ENGLAND:

01977 673221

WESTERN ENGLAND:

0151 423 1161

or visit our website where you'll find inspirational images and contractor and stockist details:

TRADE VISITOR

www.plasmor.co.uk

HOMEOWNER:

www.plaspave.co.uk

EFFLORESCENCE and DIFFERENTIAL DRYING

Plaspave product ingredient mixes combined with modern, sophisticated curing technology contribute to reduce the incidence of EFFLORESCENCE. However, all concrete products have a tendency to be subject to efflorescence staining in their early life. This is a naturally occurring phenomenon which should not be regarded as cause for concern. Efflorescence is not detrimental to the performance of the pavers and is usually a temporary condition which tends to disappear with weathering over a period of time.

On occasions, darker patches may be visible on the surface of the paving blocks. This is due to DIFFERENTIAL DRYING and it will disappear over time as the blocks dry out. Differential drying occurs as a result of the paving blocks being cured at slightly different rates; they may subsequently dry out at different rates. This is no way detrimental to the strength, durability or performance of the product. Plasmor cannot be responsible for this temporary effect.

SORRENTO, AMALFI & GINESTRO TO IDENTIFY THE TOP

With a right hand grip, the forward facing right hand side of the block should have the spacer-nib 25mm from the front edge. If the spacer nib is 50mm from the front edge then the block is upside down. It will soon become obvious that the visual



appeal of the project is improved when all blocks are correctly laid top upwards.

PALERMO - When laying Palermo you need to protect the wacker plate with a rubber or neoprene mat to protect the riven surface of the paving. A generous covering of jointing sand will also help to protect the surface.



The Galleria

THE ULTIMATE EXPRESSION